

Vlecht een ster van papierrepen.








Filmpjes


<https://blog.cchobby.se/gor-en-klassisk-flatad-julstjarna-och-andra-stjarnor-till-jul/>

<https://www.youtube.com/watch?v=da3IXaunUeA>

<https://diagnoskreativ.se/diy/diy-vik-en-stjarna-av-pappersremsor/>







Tip!

Snijd repen van allerlei soorten papier. Vlecht verschillende sterren. Ben je er bedreven in geworden? Vlecht dan eens met band!

Gezellig om met meer mensen te doen tijdens de kerstagen!

© Blomsterstuga 2021